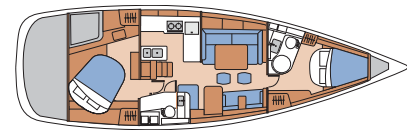
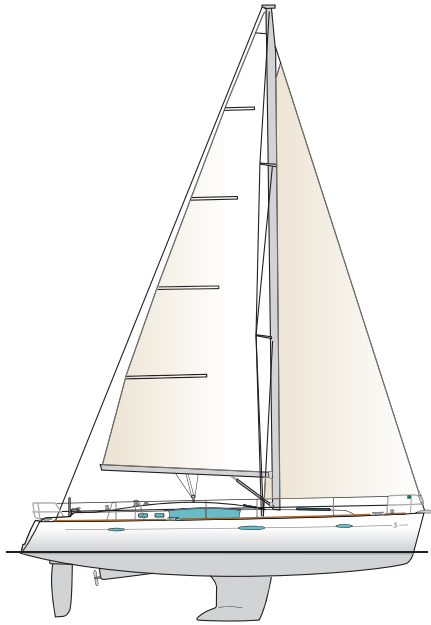
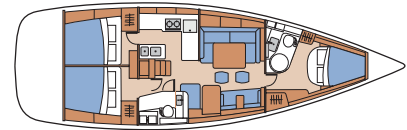


The Beneteau 46

Standard Equipment and Options



Two cabin



Three cabin

LOA47'3"
Hull length44'11"
LWL40'
Beam13'11"
Displacement23,292 lbs
Sail area1,055 sq ft
Draft(standard) 5'9" ... (optional) 6'9"
Ballast (standard)7,145 lbs
Ballast (optional)6,422 lbs
Fuel capacity53 gal
Water140 gal
Auxiliary54 hp
Hull Design:	Berret-Racoupeau
Interior Design:	Nauta Yachts

Rig Dimensions: Mast	... Classic	... Furler
I53'11"53'11"
J16'5"16'5"
P50'1"49'9"
E17'5"17'5"

CONSTRUCTION

Hull of hand-laid solid GRP bonded to a structural grid/hull liner of directional fiberglass/GRP for a strong, stiff, light composite. Vinyl ester hull barrier coat to resist osmotic blistering and zone-specific stitchmat laminates for specific increased strength optimization.

Cored GRP sandwich construction for stiffness, thermal and acoustic insulation and lighter weight. Solid fiberglass reinforcements in high load areas. Integral unidirectional GRP deck beams for added strength. Main bulkheads bonded 360° to the hull and deck for rigid torsional and compressive strength.

STANDING RIGGING

Fractional 9/10 anodised aluminium deckstepped mast w/standard mainsail furling system
Twin aft swept spreaders
Anodised aluminium
Boom w/outhaul
Stainless steel shrouds and stays
Genoa roller furling system
Stainless steel chainplates are taken to the inner moulding w/stainless steel tie rods

RUNNING RIGGING

Running rigging is led to the cockpit
Running rigging comprises: Main halyard, Genoa halyard w/jammer & cleat on mast, Boom topping lift w/cleat on mast, Mainsail foot outhaul, Mainsheet w/track
(2) Genoa sheets
Rigid boom vang w/track

SAILS

Furling genoa w/135% overlap, reinforced w/anti-UV protection strip
Furling mainsail w/ vertical battens
Mainsheet led back to port winch
Furling genoa w/drum on deck, furling line led back to the cockpit to port
(2) Genoa tracks & adjustable cars
(2) Genoa sheet fast blocks w/integral jammers

DECK GEAR

Chrome finish Lewmar® winches:
(2) Lewmar® 48 genoa sheet winches on coaming
Two winches on coachroof: (2) 40 on port & (1) 40 starboard
(2) Aluminium winch handles & (2) handle holders

MOORING AND ANCHORING

Welded stainless steel bow fitting
(2) Bow rollers w/ permanent anchor storage
(6) Stainless steel mooring cleats w/rub strakes
Self-draining anchor rode/chain well w/hatch
1000 Watt vertical windlass w/ remote control

ON DECK

(2) Shelves (port – starboard)
(1) Opening deck hatch (20" x 20")
Stainless steel open pulpit w/step & nav lights
Stainless steel stern pulpit aft
Lifebuoy holder, outboard motor bracket, & flag staff
Double vinyl coated lifelines w/ gates
Teak toe rail
(2) SS handrails on coachroof for cockpit access
(2) SS handrails at forward end of coachroof
(3) Cockpit storage lockers
Teak inlaid cockpit seats
(2) Mounted compasses, one at each helm position
GRP cockpit table w/2 drop leaves fitted w/locker, bottle stowage & SS handrail
Aft surface of table support serves as a bottle holder or can take a chart plotter (option)
(2) Waterproof speakers
(2) Winch handle holders
Reading lamp w/12 Volt socket
110 Volt shore power to starboard
Self-draining cockpit
2-bottle gas locker (1-bottle standard)
Access gate to bathing platform pivoting on pantograph track (Beneteau patent)
Liferaft locker w/double door built into transom
Teak slatted swim platform
Swim ladder with teak steps to starboard
Hot & cold cockpit shower

STEERING

Under-hung rudder w/stainless steel stock
Double helm position in cockpit aft:
(2) 36" dia. steering wheels
Emergency tiller access point & emergency tiller

ACCOMMODATIONS

Light toned ALPI- MOABI woodwork, soles w/parquet look

OWNER'S CABIN FORWARD

Headroom: 6'4"
Double berth: 6'7" x 5'3" island berth w/high-density foam mattress
Ample stowage space: large drawer under berth, locker w/clothes locker under hanging section
(2) Lockers to either side of berth
Hanging locker
Dressing table w/mirror & locker
Large opening hatch with blind/screen
Opening hatch with blind/screen
(2) Fixed hull ports (1 each side of hull) w/curtains
(3) Halogen overhead lights and (3) reading lights
(1) 110 Volt socket beside dressing table

FORWARD HEAD

One-piece moulded head compartment w/separate shower w/curved pivoting plexiglass shower door
Quiet flush electric marine toilet
Synthetic resin worktop & washbasin
Hot & cold mixer tap, Mirror
Locker w/closed shelf above
Locker under basin w/waste bin & paper holder
Opening deck hatch with blind/screen
(3) Halogen overhead lights w/switch

SALON & COMPANIONWAY

Salon companionway w/non-slip surface
For safety, it has four stainless steel handrails
Forward-facing chart table w/lid & wood fiddle
(2) Hinged lockers, closed shelf
Drawer & closed locker w/shelves under chart table
Stainless steel handrail
Fabric inner lining to side
12 Volt / 110 Volt electrical panel with 12 Volt socket
Navigator's seat w/locker for battery charger & optional inverter under starboard seat
Radio/CD/MP3 player w/two speakers
(1) 110 Volt socket
Double settee w/movable center armrest
(2) Closed stowage units and shelves along the hull
Port & starboard shelves w/stainless steel fiddles
U-shaped dining table/settee & (4) cushions
Stowage under settees, (2) removable seats
Salon table
Stowage along the hull
(4) Closed shelves along the hull
(2) Hull ports (1 port/1 starboard) with curtains
(1) Panoramic window w/folding blinds
(1) Opening deck hatch w/blind/screen
(2) Opening deck hatches w/Oceanair combination screen/privacy curtain
(2) Fixed side windows to port, (1) to starboard w/pleated blinds
Chart table lighting: (1) overhead light & (1) striplight for white/red lighting
Salon lighting: (5) halogen overhead lights, mood lighting under shelves
Companionway lighting: (2) halogen overhead lights, (1) switch for mood lighting, (1) switch for halogen lights

GALLEY TO PORT

Rectangular stainless steel double sink
Hot & cold pressurized mixer tap
Gimballed 3-burner stainless steel stove w/oven & stainless steel safety bar
34 gal front-opening 12 Volt refrigerator
26 gal top-opening GRP freezer w/12 Volt refig. unit
Synthetic resin worktop under companionway
110 Volt microwave oven operates off shore power
(1) Locker w/double door under sink & waste bin
(1) Stowage unit w/3 lockers, towel holder & shelves
Locker w/sliding stainless steel vegetable rack
(2) Closed shelves for stowage, cutlery drawer
(1) Shelf w/stainless steel fiddle
(1) Opening port in coaming

Galley lighting: (3) halogen overhead lights, (1) light over stove, mood lighting under shelf, (1) 110 Volt socket

STARBOARD AFT HEAD

One-piece moulded head compartment w/separate shower w/double folding door
Manual marine toilet
21 gal rigid holding tank as standard
Synthetic resin worktop & washbasin
Hot & cold mixer tap
(2) Large closed lockers, glass holder & locker under washbasin w/accessories
(1) Fixed side window w/curtain & (1) opening port
(3) Overhead lights & switch

AFT CABIN

Headroom: 6'7"
Double berth: 6'7" x 5'3" with high density foam mattress
To starboard: (1) Hanging locker with locker beneath
(2) Closed shelves along the hull
To port: (1) Hanging locker
(1) Dressing table with locker and removable seat
(1) Closed Shelf
Openings and lightings: (2) fixed hull ports w/curtain, (2) opening ports in coaming, (2) cockpit ports, (2) opening deck hatches with blinds and screens (4) halogen overhead lights w/switch, (4) reading lights, (2) 110 Volt sockets
*3 cabin version also available

PLUMBING

Fresh water: 150 gal standard
Electric pressure water pump w/filter
2 rotomolded water tanks fixed to the hull liner (63 gal under port aft cabin berth & 87 gal under fore cabin berth)
Two aluminum deck fillers for water
Cockpit shower w/hot and cold water
Electric shower drain pumps
3 bilge pumps (one manual and 2 electric)
(1) Electric pump for icebox drainage
11 gal electric water heater

ELECTRICAL

Backlit electrical panel: (10) 12 Volt switches, (11) fused switches & (4) 110 Volt switches
12 Volt cigarette lighter socket
110 Volt double pole circuit breakers
110 Volt -12 Volt voltmeter
Water gauge & fuel gauge w/central LCD screen
Low battery and low diesel tank alarms
(2) 200 Amp service battery vouchers
(1) 105 Amp engine start battery voucher
Battery charging: 110 Volt shore supply w/40 Amp battery charger & 50' cable
80 Amp alternator coupled to the engine
12 Volt Power distributor
Lightning grounding for the rigging
(7) 110 Volt sockets
(7) Reading lights, (23) halogen overhead lights, ambient lighting under shelves.
Bow & stern nav lights, steaming light, fore deck light
Anchor light/masthead navigation light
Cable conduits for options

ENGINE EQUIPMENT

Yanmar 4JH4AE – 54 hp
Engine bed integrated in hull liner, soundproofed with insulating foam
Access under companionway steps, through an opening supported by gas struts
Stainless steel propeller shaft w/GRP protection
Fixed three-blade propeller
Rotomolded 63 gal fuel tank w/electronic gauge
Seawater filter & diesel fuel filter/water separator
Engine panel w/integral key start in cockpit

OPTIONS

Double aft cabin version available
Consult your dealer for all available options